



**KEDIA** ADVISORY

# DAILY COTTON REPORT

4 Feb 2025

- **COTTON**
- **COCUDAKL**
- **KAPAS**
- **COTWASOIL**

**Kedia Stock & Commodities Research Pvt. Ltd.**

Research Advisory | White Labelling | Digital Marketing



## Cotton Complex

Commodity	Expiry	Open	High	Low	Close	% Change
COTTONCANDY	31-Mar-25	53770.00	53770.00	53300.00	53490.00	-0.21
COCUDA KL	20-Feb-25	2,669.00	2,736.00	2,664.00	2,703.00	1.08
COCUDA KL	20-Mar-25	2,702.00	2,760.00	2,694.00	2,733.00	1.11
KAPAS	30-Apr-25	1,464.00	1,469.00	1,461.50	1,463.00	-0.17
COTWASOIL	20-Feb-25	0.00	0.00	0.00	1,227.70	0.44

## International Rates

Commodity	Price	Open	High	Low	% Chg
US COTTON	66.34	66.38	66.68	66.34	0.21
ZCE COTTON	13605.00	13595.00	13660.00	13545.00	0.00
ZCE COTTON YARN	18605.00	18605.00	18605.00	18605.00	0.00

Cottoncandy declined by 0.21% to ₹53,490 due to an upward revision in crop estimates by the Cotton Association of India (CAI). The association increased 2024-25 cotton output estimates by 2 lakh bales to 304.25 lakh bales following higher-than-expected production in Telangana, which rose by 6 lakh bales to 42 lakh bales. However, North India saw a 3.5 lakh bales decline in production. Additionally, global cotton production for 2024-25 is projected to rise by 1.2 million bales to 117.4 million bales, led by India and Argentina. Brazil's cotton forecast was lowered to 3.79 million tonnes due to a decline in acreage in Mato Grosso. Cotton arrivals in Punjab, Haryana, and Rajasthan have declined 43% year-on-year till November 30, causing supply concerns. Farmers are holding back stock, anticipating higher prices, while ginners and spinners face raw material shortages. Cotton yarn prices in South India have increased due to rising garment industry demand and strong export orders, providing some price support. CAI also revised domestic consumption higher by 2 lakh bales to 315 lakh bales, reflecting stronger demand. As of January 22, market arrivals stood at 156 lakh bales, surpassing half of the projected 304.25 lakh bales crop size. Technically, fresh selling is observed as open interest increased by 2.68% to 268 contracts. Support is at ₹53,270, with a break below potentially testing ₹53,050. Resistance is at ₹53,740, and a move above this could push prices toward ₹53,990.

## Spot Rates

Commodity	Location	Price	% Chg
29 mm Cotton	राजकोट	25,251.10	-0.06
29 mm Cotton	कादी	25,170.15	-0.01

## Open Interest Snapshot

Commodity	Expiry	% Change	% Oi Change	Oi Status
COTTONCANDY	31-Mar-25	-0.21	2.68	Fresh Selling

## Technical Chart



**BUY COTTONCANDY MAR @ 53400 SL 53200 TGT 53700-53900. MCX**

## Trading Levels

Commodity	Expiry	Close	R2	R1	PP	S1	S2
COTTONCANDY	31-Mar-25	53490.00	53990.00	53740.00	53520.00	53270.00	53050.00

Spot Rates

Commodity	Location	Price	% Chg
Cotton Seed Oilcake	आकोला	2,748.75	-0.03
Cotton Seed Oilcake	कादी	2,740.85	0.37

Open Interest Snapshot

Commodity	Expiry	% Change	% Oi Change	Oi Status
COCUDAKL	20-Feb-25	1.08	-1.51	Short Covering
COCUDAKL	20-Mar-25	1.11	6.80	Fresh Buying

Technical Chart



**BUY COCUDAKL FEB @ 2690 SL 2660 TGT 2720-2750. NCDEX**

Trading Levels

Commodity	Expiry	Close	R2	R1	PP	S1	S2
COCUDAKL	20-Feb-25	2,703.00	2773.00	2701.00	2701.00	2666.00	2629.00
COCUDAKL	20-Mar-25	2,733.00	2795.00	2729.00	2729.00	2698.00	2663.00

## Spot Rates

Commodity	Location	Price	% Chg
Kapas	राजकोट	1,404.85	-0.11
Kapas	कादी	1,410.90	0.05

## Open Interest Snapshot

Commodity	Expiry	% Change	% Oi Change	Oi Status
KAPAS	30-Apr-25	-0.17	-0.41	Long Liquidation

## Technical Chart



**BUY KAPAS APR @ 1460 SL 1450 TGT 1475-1485. NCDEX**

## Trading Levels

Commodity	Expiry	Close	R2	R1	PP	S1	S2
KAPAS	30-Apr-25	1,463.00	1473.00	1469.00	1465.00	1461.00	1457.00

## Spot Rates

Commodity	Location	Price	% Chg
Cotton Wash Oil - Kadi	कादी	1,223.55	0.18

## Open Interest Snapshot

Commodity	Expiry	% Change	% Oi Change	Oi Status
COTWASOIL	20-Feb-25	0.44	0.00	Short Covering

## Technical Chart

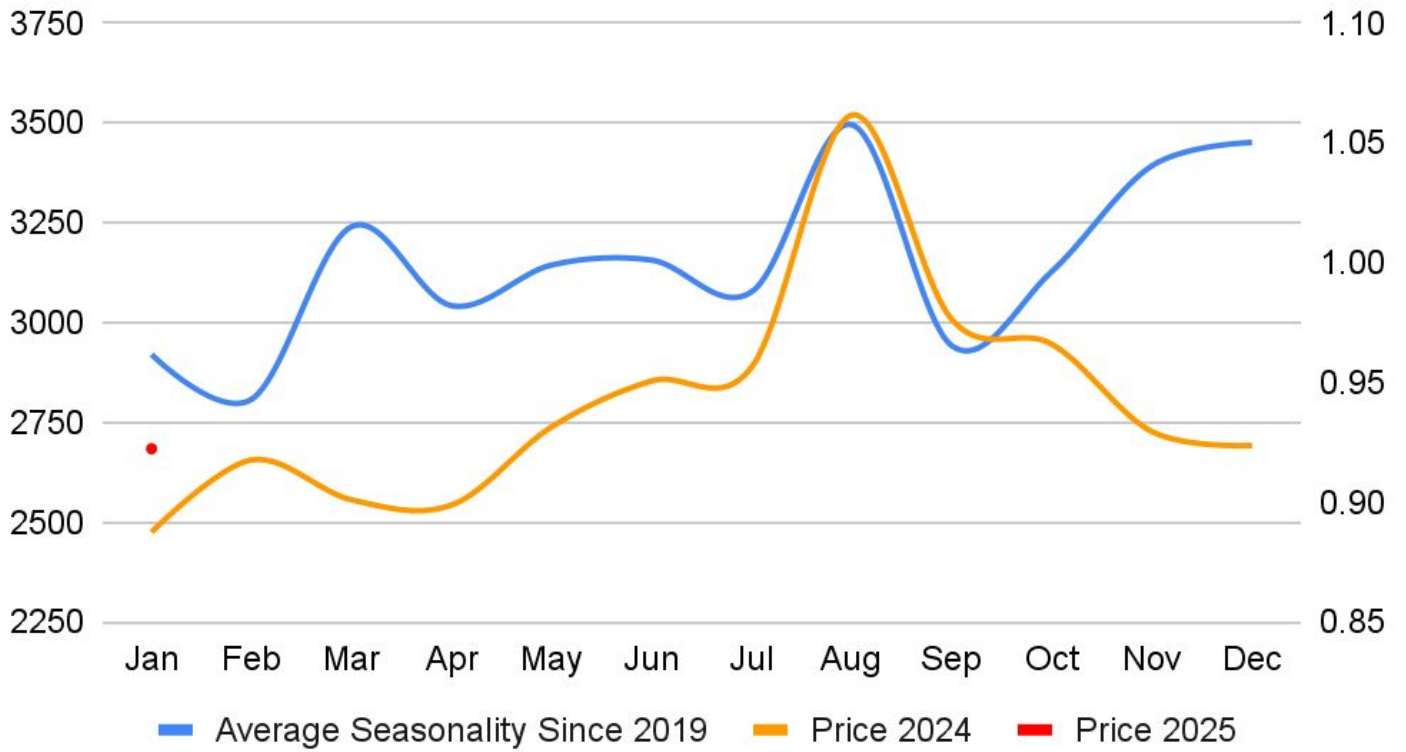


**SELL COTWASOIL FEB @ 1230 SL 1240 TGT 1220-1210. NCDEX**

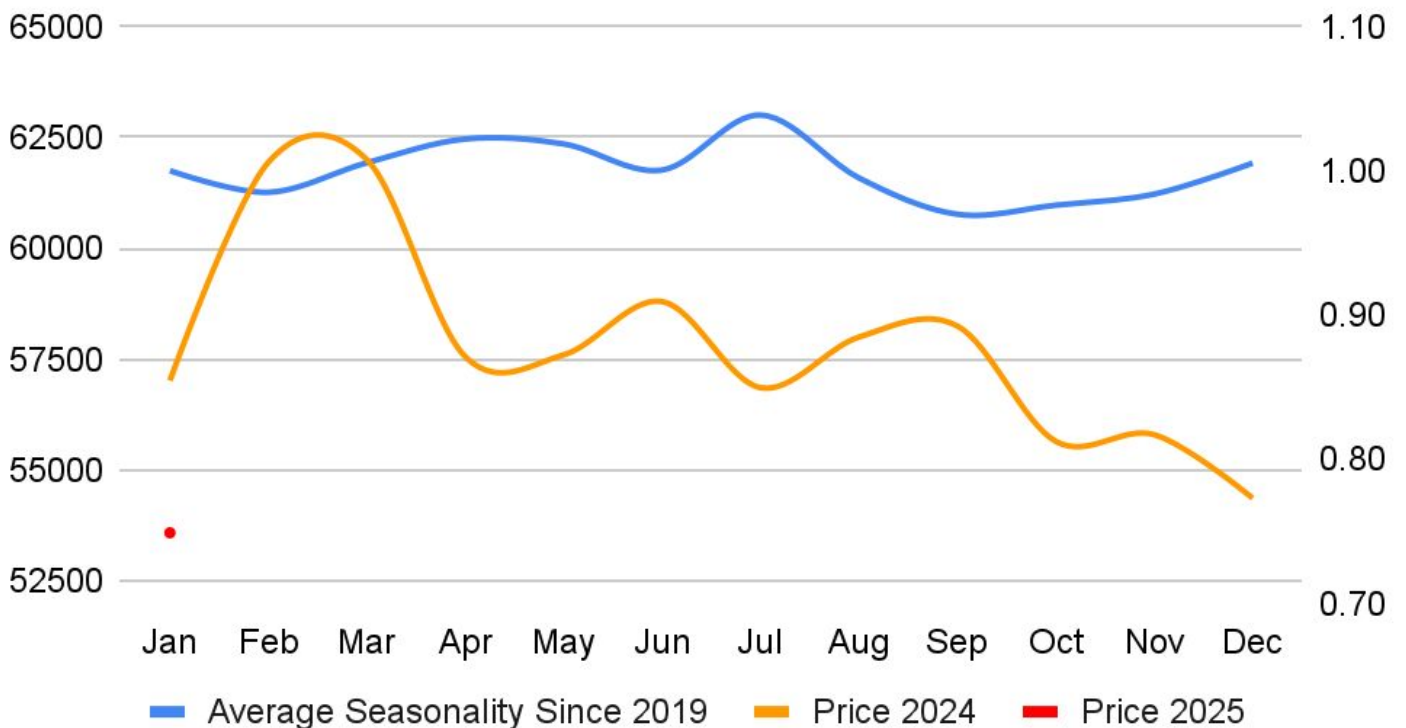
## Trading Levels


Commodity	Expiry	Close	R2	R1	PP	S1	S2
COTWASOIL	20-Feb-25	1,227.70	410.00	820.00	410.00	820.00	410.00

### NCDEX Cocudaki Seasonality



### MCX Cottoncandy Seasonality





## DISCLAIMER

KEDIA ADVISORY

This Report is prepared and distributed by Kedia Stocks & Commodities Research Pvt Ltd. Our SEBI REGISTRATION NUMBER - INH000006156. for information purposes only. The recommendations, if any, made herein are expressions of views and/or opinions and should not be deemed or construed to be neither advice for the purpose of purchase or sale through KSCRPL nor any solicitation or offering of any investment /trading opportunity. These information/opinions/ views are not meant to serve as a professional investment guide for the readers. No action is solicited based upon the information provided herein. Recipients of this Report should rely on information/data arising out of their own investigations. Readers are advised to seek independent professional advice and arrive at an informed trading/investment decision before executing any trades or making any investments. This Report has been prepared on the basis of publicly available information, internally developed data and other sources believed by KSCRPL to be reliable. KSCRPL or its directors, employees, affiliates or representatives do not assume any responsibility for or warrant the accuracy, completeness, adequacy and reliability of such information/opinions/ views. While due care has been taken to ensure that the disclosures and opinions given are fair and reasonable, none of the directors, employees, affiliates or representatives of KSCRPL shall be liable for any direct, indirect, special, incidental, consequential, punitive or exemplary damages, including lost profits arising in any way whatsoever from the information/opinions/views contained in this Report. The possession, circulation and/or distribution of this Report may be restricted or regulated in certain jurisdictions by appropriate laws. No action has been or will be taken by KSCRPL in any jurisdiction (other than India), where any action for such purpose (s) is required. Accordingly, this Report shall not be possessed, circulated and/ or distributed in any such country or jurisdiction unless such action is in compliance with all applicable laws and regulations of such country or jurisdiction. KSCRPL requires such a recipient to inform himself about and to observe any restrictions at his own expense, without any liability to KSCRPL. Any dispute arising out of this Report shall be subject to the exclusive jurisdiction of the Courts in India.

**KEDIA ADVISORY**

**KEDIA STOCKS & COMMODITIES RESEARCH PVT LTD**

Mumbai, India

SEBI REGISTRATION NUMBER - INH000006156

For more details, please contact: +91 93234 06035 / 96195 51022

Email: [info@kediaadvisory.com](mailto:info@kediaadvisory.com)

Regd.Off.: 1, 2, 3 & 4, 1st Floor, Tulip Bldg, Flower Valley Complex, Khadakpada Circle,  
Kalyan-(W), Mumbai-421301